



# COMMUNITY WORKFORCE DEVELOPMENT DATA PROFILE ARNPRIOR

October 2023





# DEMOGRAPHIC PROFILE

Arnprior stands out for having a higher presence of older workers and persons with disabilities compared to the provincial average.

	ARNPRIOR 9,630	RENFREW COUNTY 106,365	ONTARIO 14,223,945
TOTAL POPULATION			
WOMEN	52%	50%	51%
YOUTH (AGED 18-30)	12%	14%	17%
OLDER POPULATION (AGED 55+)	43%	39%	33%
BLACK POPULATION	0.5%	0.7%	5.4%
OTHER RACIALIZED POPULATION	3.1%	1.9%	23.1%
INDIGENOUS POPULATION	8.7%	11.2%	3.7%
NEWCOMERS	0.7%	0.4%	4%
PERSONS WITH DISABILITIES	19%	19%	13%
FRENCH SPEAKERS	13%	13%	11.1%



# AVERAGE INDIVIDUAL INCOME (AFTER-TAX IN 2020)

Arnprior's younger workers, women, and individuals with disabilities have the lowest incomes among the target groups.

	ARNPRIOR	RENFREW COUNTY	ONTARIO
TOTAL POPULATION	\$42,160	\$42,920	\$46,280
WOMEN	\$37,760	\$37,120	\$41,000
YOUTH (AGED 18-30)	\$27,795	\$27,102	\$25,876
OLDER POPULATION (AGED 55+)	\$39,272	\$40,453	\$46,231
BLACK POPULATION	\$48,000	\$45,600	\$39,060
OTHER RACIALIZED POPULATION	\$45,714	\$48,034	\$40,320
INDIGENOUS POPULATION	\$38,200	\$40,240	\$42,360
NEWCOMERS	\$56,000	\$35,000	\$38,560
PERSONS WITH DISABILITIES	\$34,920	\$37,000	\$39,400
FRENCH SPEAKERS	\$48,000	\$49,457	\$53,070



# LABOUR FORCE PARTICIPATION

In Arnprior, participation rates for older workers, persons with disabilities, and women are below the community average.

	ARNPRIOR	RENFREW COUNTY	ONTARIO
OVERALL PARTICIPATION RATE	55%	58%	63%
WOMEN	50%	53%	59%
YOUTH (AGED 18-30)	82%	81%	77%
OLDER POPULATION (AGED 55+)	30%	31%	38%
BLACK POPULATION	86%	66%	66%
OTHER RACIALIZED POPULATION	61%	70%	66%
INDIGENOUS POPULATION	63%	61%	60%
NEWCOMERS	58%	65%	71%
PERSONS WITH DISABILITIES	37%	39%	42%
FRENCH SPEAKERS	61%	65%	67%



# UNEMPLOYMENT

Persons with disabilities, young workers, older workers, and women have unemployment rates above the overall rate for Arnprior.

	ARNPRIOR	RENFREW COUNTY	ONTARIO
OVERALL UNEMPLOYMENT RATE	9%	9%	12%
WOMEN	10%	11%	13%
YOUTH (AGED 18-30)	12%	12%	19%
OLDER POPULATION (AGED 55+)	10%	11%	11%
BLACK POPULATION	0%	8%	17%
OTHER RACIALIZED POPULATION	7%	9%	14%
INDIGENOUS POPULATION	9%	13%	15%
NEWCOMERS	0.0%	11%	14%
PERSONS WITH DISABILITIES	16%	13%	15%
FRENCH SPEAKERS	8%	7%	11%



# SELF-EMPLOYMENT

Racialized individuals (black and non-black), older workers, and persons with disabilities have self-employment rates above the average in Arnprior.

	ARNPRIOR	RENFREW COUNTY	ONTARIO
OVERALL SELF-EMPLOYMENT RATE	12%	12%	15%
WOMEN	12%	12%	12%
YOUTH (AGED 18-30)	6%	5%	7%
OLDER POPULATION (AGED 55+)	19%	21%	24%
BLACK POPULATION	29%	10%	11%
OTHER RACIALIZED POPULATION	30%	17%	16%
INDIGENOUS POPULATION	9%	10%	10%
NEWCOMERS	0.0%	17%	14%
PERSONS WITH DISABILITIES	16%	14%	15%
FRENCH SPEAKERS	11%	10%	13%



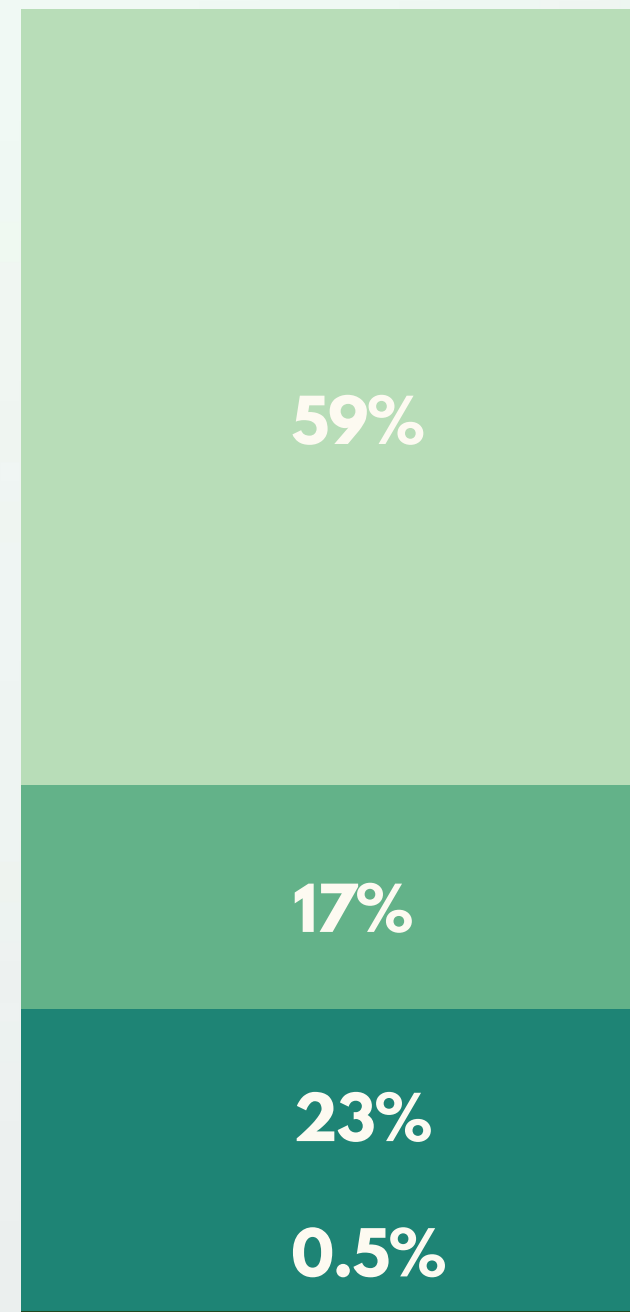
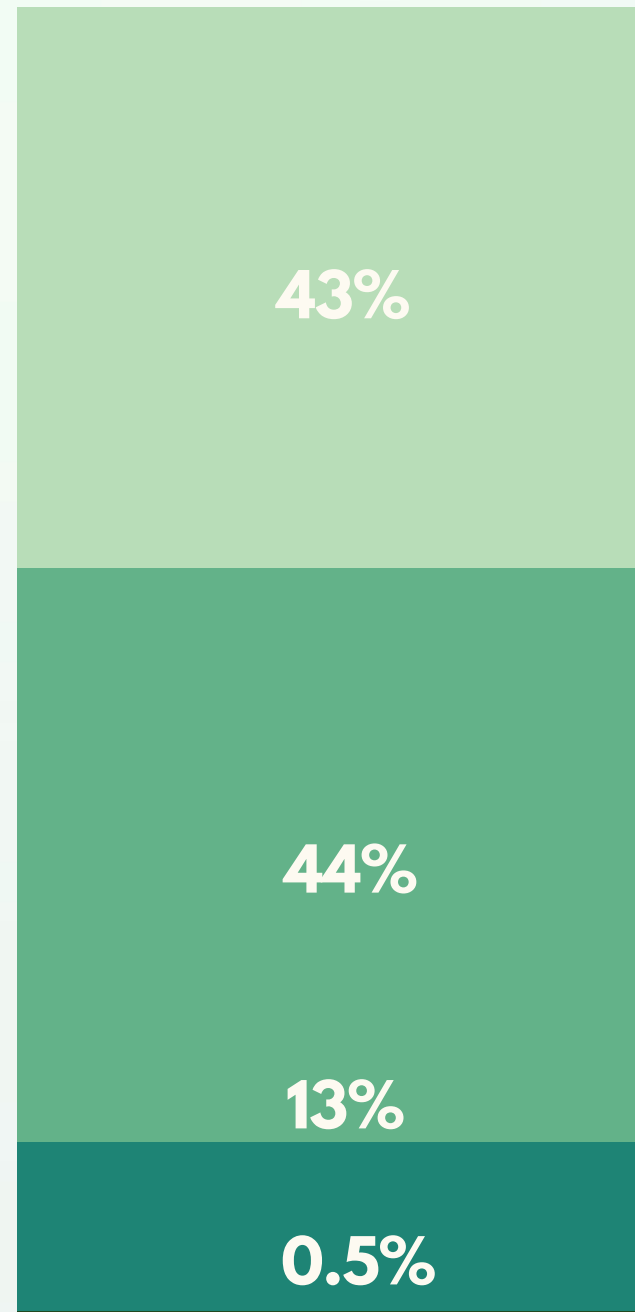
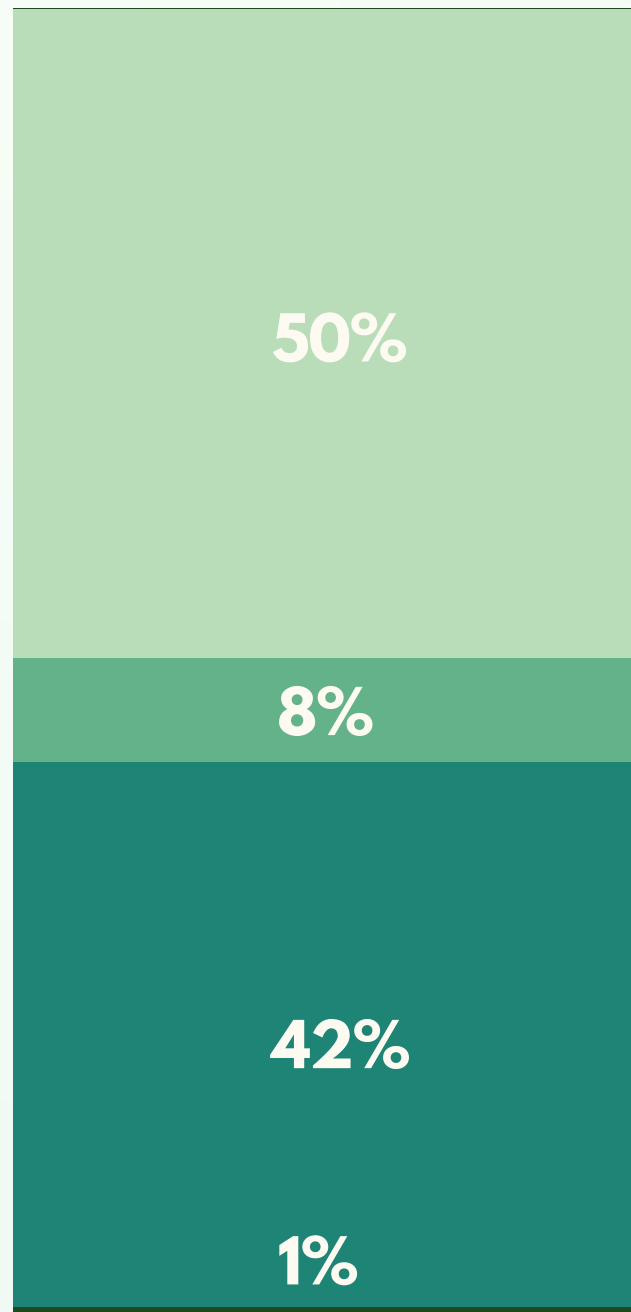
# COMMUTING PATTERNS

Approximately 50% of Arnprior's workforce commutes to jobs located outside the town, including more than 40% who travel beyond Renfrew County for work.

ARNPRIOR

RENFREW COUNTY

ONTARIO



COMMUTE WITHIN THEIR CENSUS SUBDIVISION (CSD)



COMMUTE TO A DIFFERENT CSD WITHIN THEIR CENSUS DIVISION (CD)



COMMUTE TO A DIFFERENT CD WITHIN THEIR PROVINCE OR TERRITORY



COMMUTE OUTSIDE OF ONTARIO



# TOP 5 OCCUPATIONS

## ARNPRIOR

- 3.9%** Cashiers and other sales support occupations
- 3.7%** Assisting occupations in support of health services
- 3.4%** Retail salespersons and non-technical wholesale trade sales and account representatives
- 3.2%** Paraprofessional occupations in legal, social, community and education services
- 2.7%** Nursing and allied health professionals

Assisting occupations in legal and public protection **5.4%**

Cashiers and other sales support occupations **4.0%**

Food support occupations **3.2%**

Retail salespersons and non-technical wholesale trade sales and account representatives **3.2%**

Assisting occupations in support of health services **3.0%**

## RENFREW COUNTY





# INDUSTRIAL PROFILE BY BUSINESS SIZE

Arnprior is dominated by micro-businesses and small businesses, consistent with surrounding communities and the province.

## ARNPRIOR

884

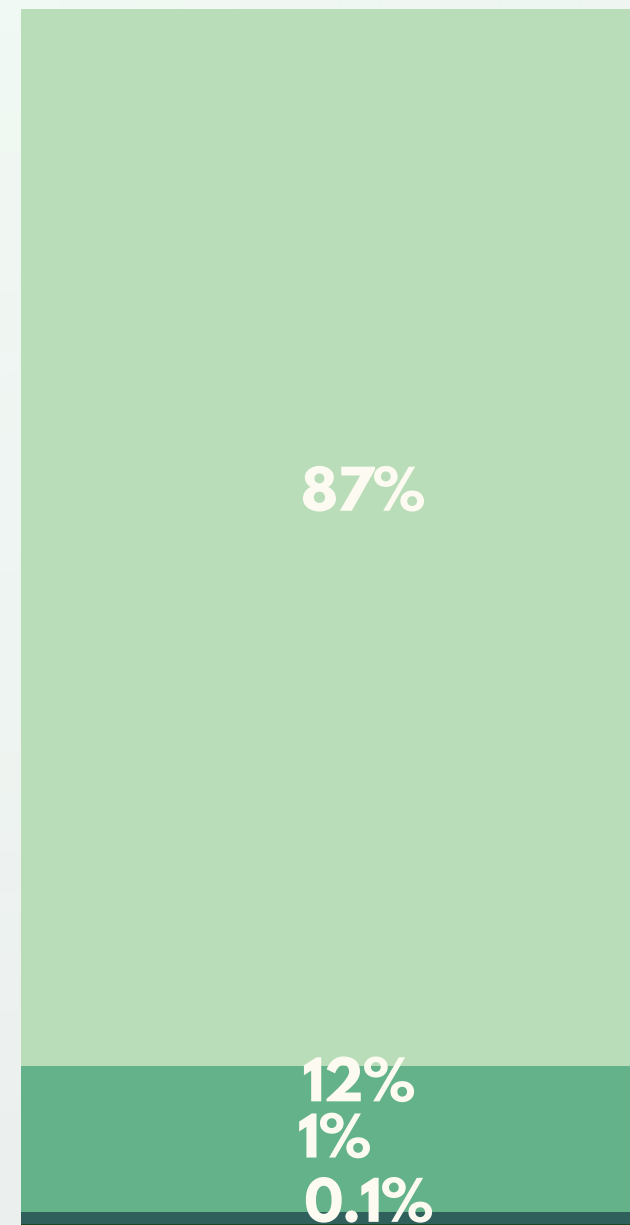
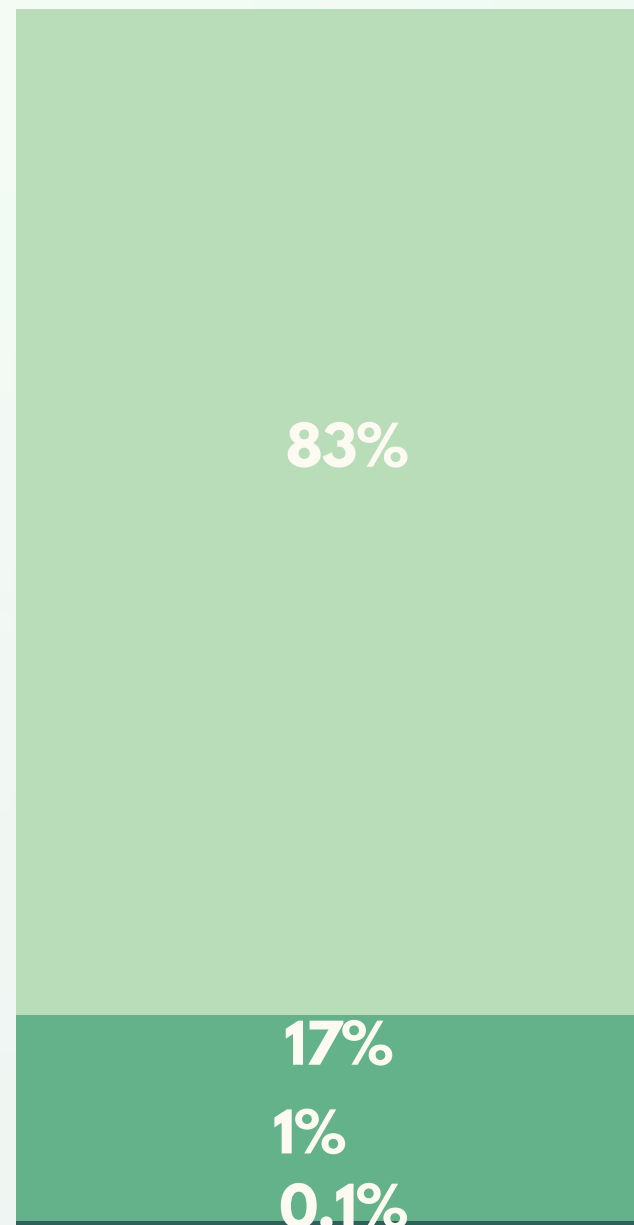
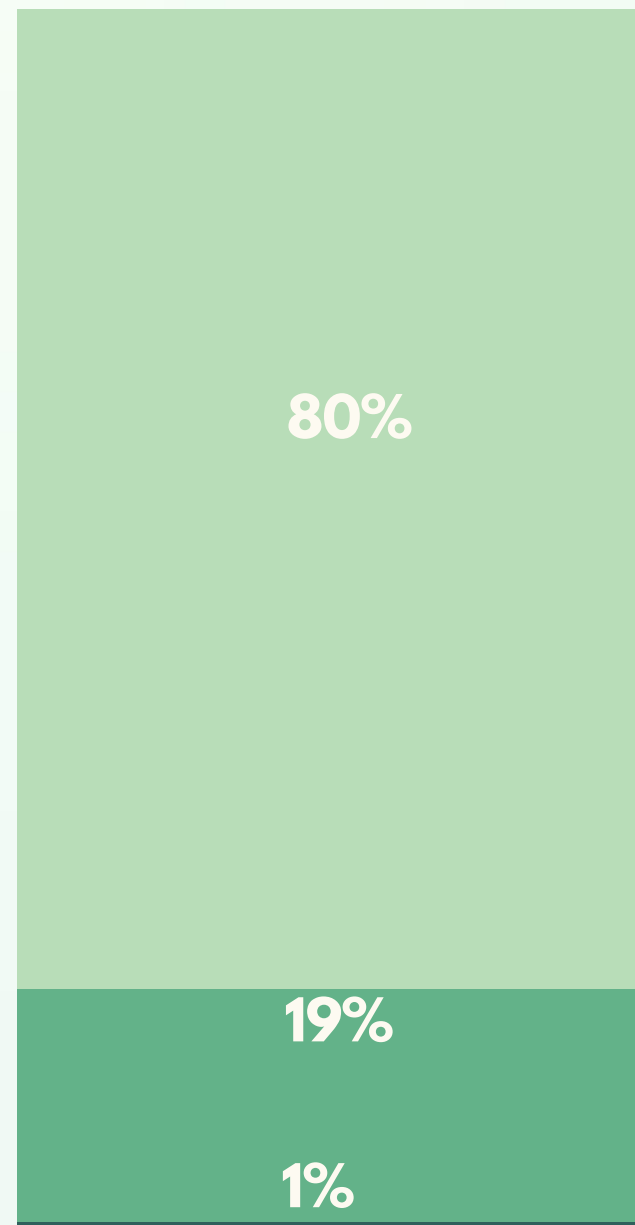
## RENFREW COUNTY





8,008

## ONTARIO

1,577,845

TOTAL NUMBER OF BUSINESSES



-  MICRO-BUSINESSES (0-4 EMPLOYEES)
-  SMALL BUSINESSES (5-99 EMPLOYEES)
-  MEDIUM-SIZED BUSINESSES (100-499 EMPLOYEES)
-  LARGE BUSINESSES (+500 EMPLOYEES)



# TOP GROWING INDUSTRIES (2018-2023)

Similar to neighbouring communities, Arnprior saw an increase in the total number of businesses between 2018 and 2023.

## ARNPRIOR

**+250**  
businesses in  
total

- +61** Real estate and rental and leasing
- +36** Construction
- +33** Retail trade
- +25** Professional, scientific and technical services
- +24** Health care and social assistance

## RENFREW COUNTY

- Real estate and rental and leasing **+358**
- Construction **+139**
- Professional, scientific and technical services **+126**
- Health care and social assistance **+114**
- Administrative and support, waste management and remediation services **+58**

**+1,004**  
businesses in  
total



# INDUSTRIES IN DECLINE (2018-2023)

Only a handful of industries experienced a decline in the number of active businesses between 2018 and 2023. These declines were very modest.

## ARNPRIOR

**+250**  
businesses in  
total

- 4** Transportation and warehousing
- 2** Educational services
- 2** Manufacturing
- 1** Public administration

## RENFREW COUNTY

- Retail trade **-5**
- Wholesale trade **-4**

**+1,004**  
businesses in  
total

# DEFINITIONS



## OTHER RACIALIZED POPULATION

Includes South Asian, Chinese, Filipino, Arab, Latin American, Southeast Asian, West Asian, Korean, Japanese

## INDIGENOUS POPULATION

Includes First Nations (North American Indian), Métis and/or Inuk (Inuit), Registered or Treaty Indians, members of a First Nation or Indian band.

## NEWCOMERS

Immigrants who obtained landed immigrant or permanent resident status between 2016 and 2021.

## PERSONS WITH DISABILITIES

Persons who experienced activity limitations imposed by a condition(s) or by long-term physical and/or mental health problem that has lasted or is expected to last 6 months or more.

## FRENCH SPEAKERS

With respect to official languages, persons who can conduct a conversation in French only or in French and English.

# DATA SOURCES

## **Census Profile, 2021 - Canada, Provinces, Territories, Census Divisions and Census Subdivisions**

<https://communitydata.ca/data/census-profile-2021>

2021 Census - Statistics Canada

## **Table 98-10-0022-01 Age (in single years), average age and median age and gender: Canada, provinces and territories, census divisions and census subdivisions**

<https://www150.statcan.gc.ca/t1/tbl1/en/tv.action?pid=9810002201>

2021 Census - Statistics Canada.

## **Age (in single years), average age and median age and gender: Canada, provinces and territories, census divisions and census subdivisions**

<https://www150.statcan.gc.ca/t1/tbl1/en/tv.action?pid=9810002201>

2016 Census - Statistics Canada

## **EO3650 - CSD - Ontario, Part 2 - Occupation - Unit group - National Occupational Classification (NOC) 2021 (821A), Highest certificate, diploma or degree (16), Age (15A), Gender (3) and Labour force status (3) for Census Divisions and Census Subdivisions**

<https://communitydata.ca/data/national-occupational-classification-noc-2021-821a-highest-certificate-diploma-or-degree-16>

2021 Census - Statistics Canada

## **EO3650 - CSD - Alberta, Part 2 - Occupation - Unit group - National Occupational Classification (NOC) 2021 (821A), Highest certificate, diploma or degree (16), Age (15A), Gender (3) and Labour force status (3) for Census Divisions and Census Subdivisions**

<https://communitydata.ca/data/national-occupational-classification-noc-2021-821a-highest-certificate-diploma-or-degree-16>

2021 Census - Statistics Canada

# DATA SOURCES

## **EO3650 - CSD - British Columbia, Part 3 - Occupation - Unit group - National Occupational Classification (NOC) 2021 (821A), Highest certificate, diploma or degree (16), Age (15A), Gender (3) and Labour force status (3) for Census Divisions and Census Subdivisions**

<https://communitydata.ca/data/national-occupational-classification-noc-2021-821a-highest-certificate-diploma-or-degree-16>

2021 Census - Statistics Canada

## **Target group profile of the population by age groups**

<https://communitydata.ca/data/target-group-profile-population-age-groups-census-2021>

2021 Census - Statistics Canada

## **Target group profile of the Indigenous identity population**

<https://communitydata.ca/data/target-group-profile-indigenous-identity-population-census-2021>

2021 Census - Statistics Canada

## **Target group profile of the population by immigration and citizenship status**

<https://communitydata.ca/data/target-group-profile-population-immigration-and-citizenship-status-census-2021>

2021 Census - Statistics Canada

## **Target group profile of the visible minority population**

<https://communitydata.ca/data/target-group-profile-visible-minority-population-census-2021>

2021 Census - Statistics Canada

## **Target Group Profile of Knowledge of official languages**

<https://communitydata.ca/data/target-group-profile-population-knowledge-official-languages-census-2021>

2021 Census - Statistics Canada

# DATA SOURCES

## **Target group profile of the population by religion, Census, 2021**

<https://communitydata.ca/data/target-group-profile-population-religion-census-2021>

2021 Census - Statistics Canada

## **Target group profile of population with activity limitations, Census, 2021**

<https://communitydata.ca/data/target-group-profile-population-activity-limitations-census-2021>

2021 Census - Statistics Canada

## **Table 17-10-0140-01 Components of population change by census division, 2016 boundaries**

<https://www150.statcan.gc.ca/t1/tbl1/en/tv.action?pid=1710014001>

Statistics Canada Centre for Demography

## **June 2018 Canadian business counts, establishment and location counts, employment size and North American Industry Classification System (NAICS)**

<https://communitydata.ca/data/canadian-business-counts-establishment-and-location-counts-employment-size-and-north-8>

Business Register, Statistics Canada

## **June 2023 Canadian business counts, establishment and location counts, employment size and North American Industry Classification System (NAICS)**

<https://communitydata.ca/data/canadian-business-counts-establishment-and-location-counts-employment-size-and-north-15>

Business Register, Statistics Canada