



COMMUNITY WORKFORCE DEVELOPMENT DATA PROFILE GOLDEN

October 2023



DEMOGRAPHIC PROFILE

Golden has a smaller proportion of older persons and racialized persons compared to the provincial average and a higher percentage of people with knowledge of French.



	GOLDEN, TOWN 3,985	COLUMBIA-SHUSWAP, REGIONAL DISTRICT 57,020	BRITISH COLUMBIA 5,000,880
TOTAL POPULATION			
WOMEN	49%	50%	51%
YOUTH (AGED 18-30)	16%	11%	16%
OLDER POPULATION (AGED 55+)	29%	44%	35%
BLACK POPULATION	0.0%	0.4%	1.2%
OTHER RACIALIZED POPULATION	8.3%	3.6%	31.3%
INDIGENOUS POPULATION	10.0%	9.0%	6.3%
NEWCOMERS	3%	1%	4%
PERSONS WITH DISABILITIES	15%	16%	14%
FRENCH SPEAKERS	13%	8%	7%

AVERAGE INDIVIDUAL INCOME (AFTER-TAX IN 2020)

Golden's younger workers, women, indigenous, non-black racialized individuals, and individuals with disabilities have the lowest incomes.



	GOLDEN, TOWN	COLUMBIA-SHUSWAP, REGIONAL DISTRICT	BRITISH COLUMBIA
TOTAL POPULATION	\$45,160	\$41,880	\$45,600
WOMEN	\$39,040	\$35,520	\$39,600
YOUTH (AGED 18-30)	\$29,976	\$24,784	\$25,827
OLDER POPULATION (AGED 55+)	\$43,912	\$40,371	\$44,852
BLACK POPULATION	-	\$38,000	\$40,840
OTHER RACIALIZED POPULATION	\$37,615	\$37,242	\$39,544
INDIGENOUS POPULATION	\$40,800	\$37,920	\$38,840
NEWCOMERS	\$41,000	\$40,300	\$41,080
PERSONS WITH DISABILITIES	\$36,000	\$35,800	\$39,560
FRENCH SPEAKERS	\$47,000	\$42,840	\$50,332

LABOUR FORCE PARTICIPATION

In Golden, participation rates for older workers, indigenous, and persons with disabilities are considerably below the community average.



	GOLDEN, TOWN	COLUMBIA-SHUSWAP, REGIONAL DISTRICT	BRITISH COLUMBIA
OVERALL PARTICIPATION RATE	69%	58%	63%
WOMEN	65%	55%	59%
YOUTH (AGED 18-30)	89%	84%	79%
OLDER POPULATION (AGED 55+)	38%	34%	38%
BLACK POPULATION	-	69%	75%
OTHER RACIALIZED POPULATION	74%	72%	66%
INDIGENOUS POPULATION	50%	64%	62%
NEWCOMERS	83%	86%	76%
PERSONS WITH DISABILITIES	37%	37%	43%
FRENCH SPEAKERS	80%	70%	70%

UNEMPLOYMENT

Young workers, non-black racialized individuals, persons with disabilities, and French speakers have unemployment rates well above the average for Golden.



	GOLDEN, TOWN	COLUMBIA-SHUSWAP, REGIONAL DISTRICT	BRITISH COLUMBIA
OVERALL UNEMPLOYMENT RATE	7%	9%	8%
WOMEN	8%	9%	9%
YOUTH (AGED 18-30)	10%	12%	12%
OLDER POPULATION (AGED 55+)	6%	10%	9%
BLACK POPULATION	-	8%	11%
OTHER RACIALIZED POPULATION	10%	8%	9%
INDIGENOUS POPULATION	8%	11%	12%
NEWCOMERS	0.0%	9%	9%
PERSONS WITH DISABILITIES	10%	12%	11%
FRENCH SPEAKERS	15%	13%	9%

SELF-EMPLOYMENT

The indigenous population and French speakers have the highest self-employment rates in Golden.



	GOLDEN, TOWN	COLUMBIA-SHUSWAP, REGIONAL DISTRICT	BRITISH COLUMBIA
OVERALL SELF-EMPLOYMENT RATE	14%	21%	18%
WOMEN	14%	18%	15%
YOUTH (AGED 18-30)	5%	8%	7%
OLDER POPULATION (AGED 55+)	16%	30%	27%
BLACK POPULATION	-	33%	13%
OTHER RACIALIZED POPULATION	9%	20%	16%
INDIGENOUS POPULATION	20%	16%	12%
NEWCOMERS	0.0%	11%	13%
PERSONS WITH DISABILITIES	15%	20%	18%
FRENCH SPEAKERS	18%	20%	18%

COMMUTING PATTERNS

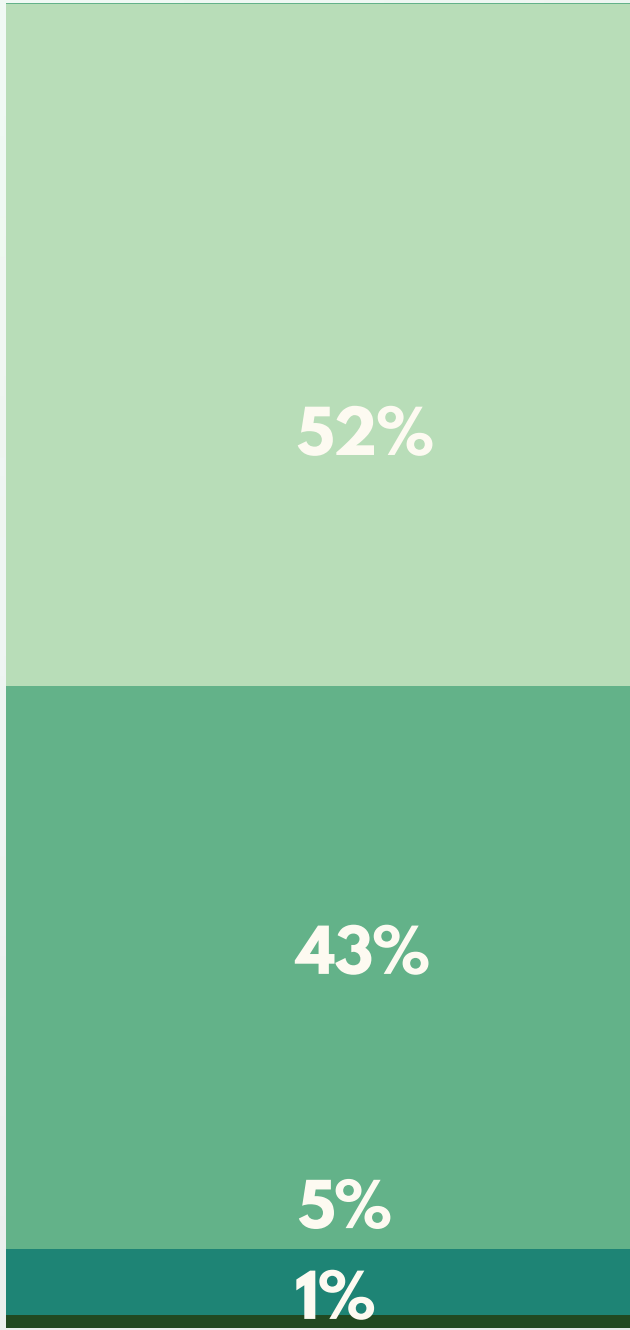
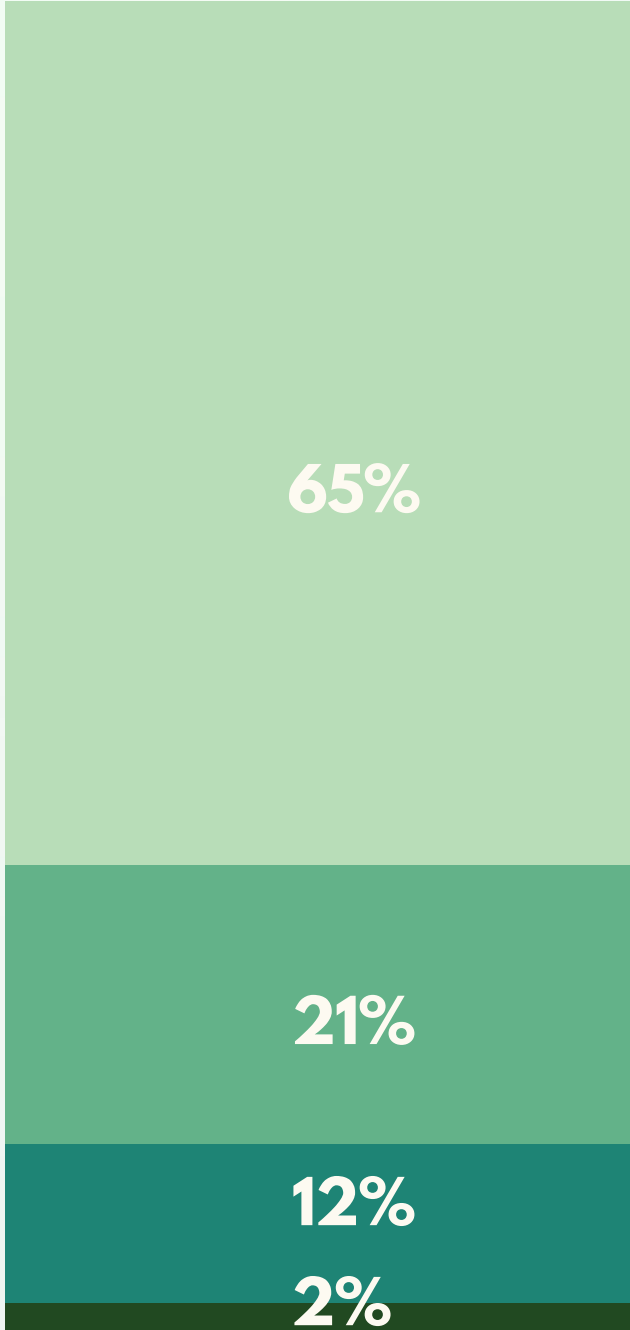
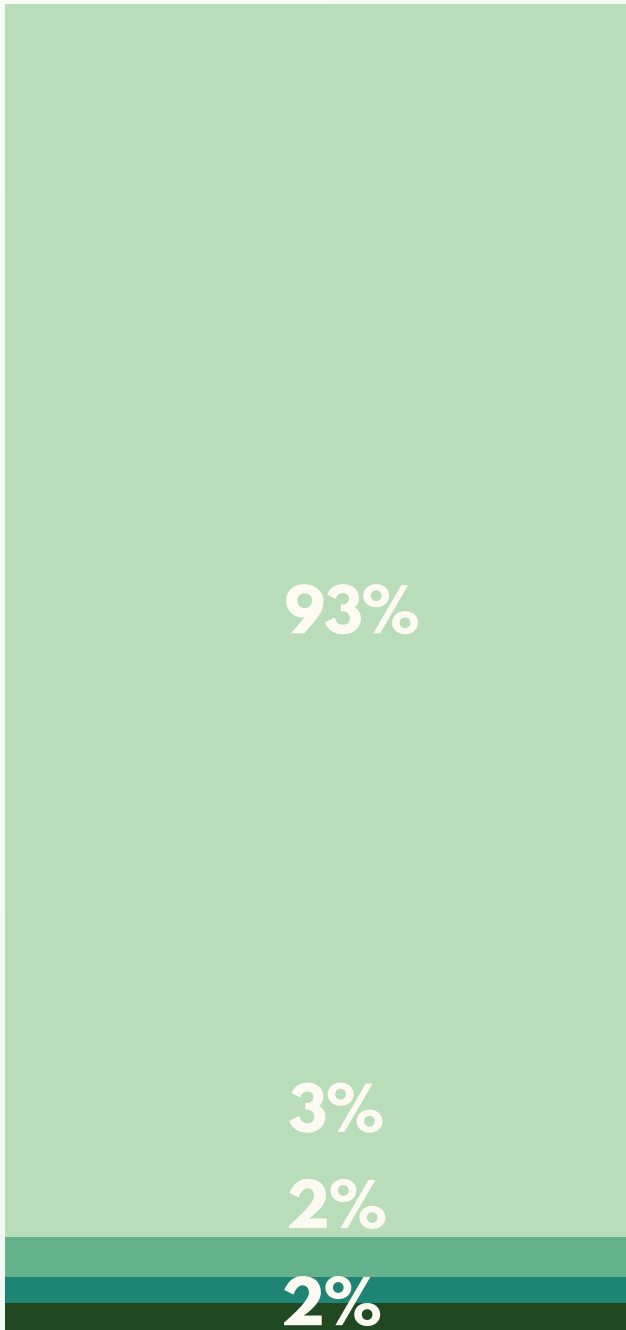
Over 90% of Golden's labour force works within the community, a far higher proportion than surrounding communities or the province.



GOLDEN, TOWN

COLUMBIA-SHUSWAP,
REGIONAL DISTRICT

BRITISH COLUMBIA



- COMMUTE WITHIN THEIR CENSUS SUBDIVISION (CSD)
- COMMUTE TO A DIFFERENT CSD WITHIN THEIR CENSUS DIVISION (CD)
- COMMUTE TO A DIFFERENT CD WITHIN THEIR PROVINCE OR TERRITORY
- COMMUTE OUTSIDE OF BRITISH COLUMBIA

TOP 5 OCCUPATIONS



GOLDEN, TOWN

- 5.5%** Food support occupations
- 3.8%** Retail salespersons and non-technical wholesale trade sales and account representatives
- 3.8%** Labourers in processing, manufacturing and utilities
- 3.3%** Transport truck and transit drivers
- 3.3%** Carpenters and cabinetmakers

- Food support occupations **3.6%**
- Retail salespersons and non-technical wholesale trade sales and account representatives **3.5%**
- Cashiers and other sales support occupations **3.1%**
- Cleaners **2.9%**
- Retail and wholesale trade managers **2.5%**

COLUMBIA-SHUSWAP, REGIONAL DISTRICT

INDUSTRIAL PROFILE BY BUSINESS SIZE

While micro businesses dominate Golden's employers, the town has a high proportion of small business compared to surrounding communities.



GOLDEN, TOWN

744

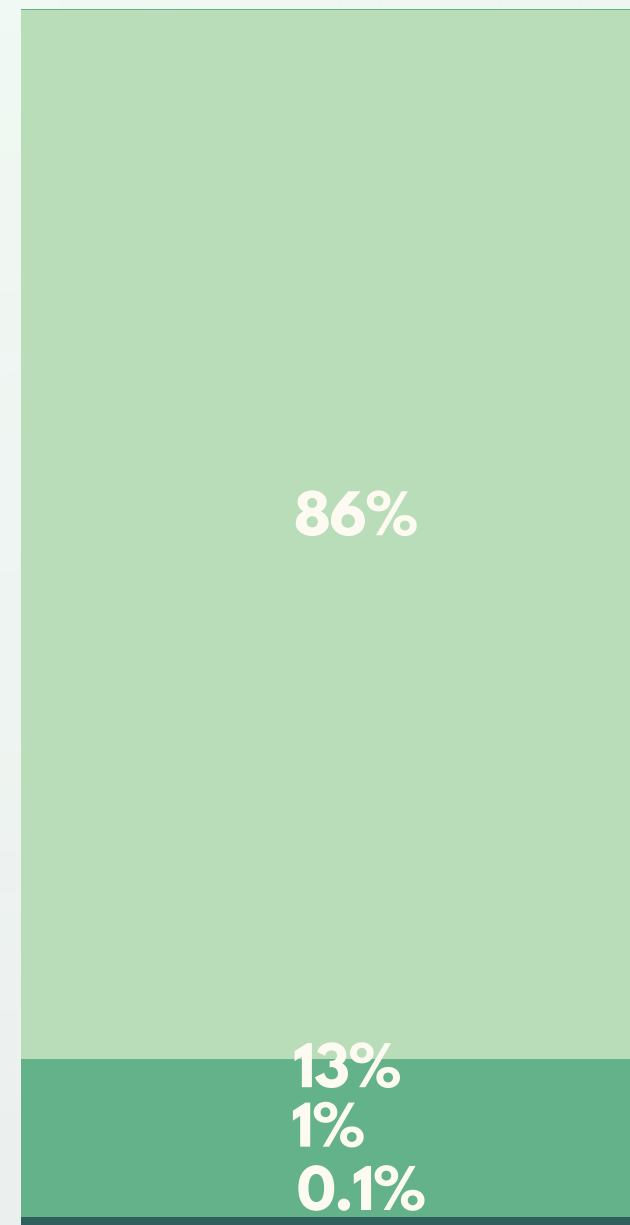
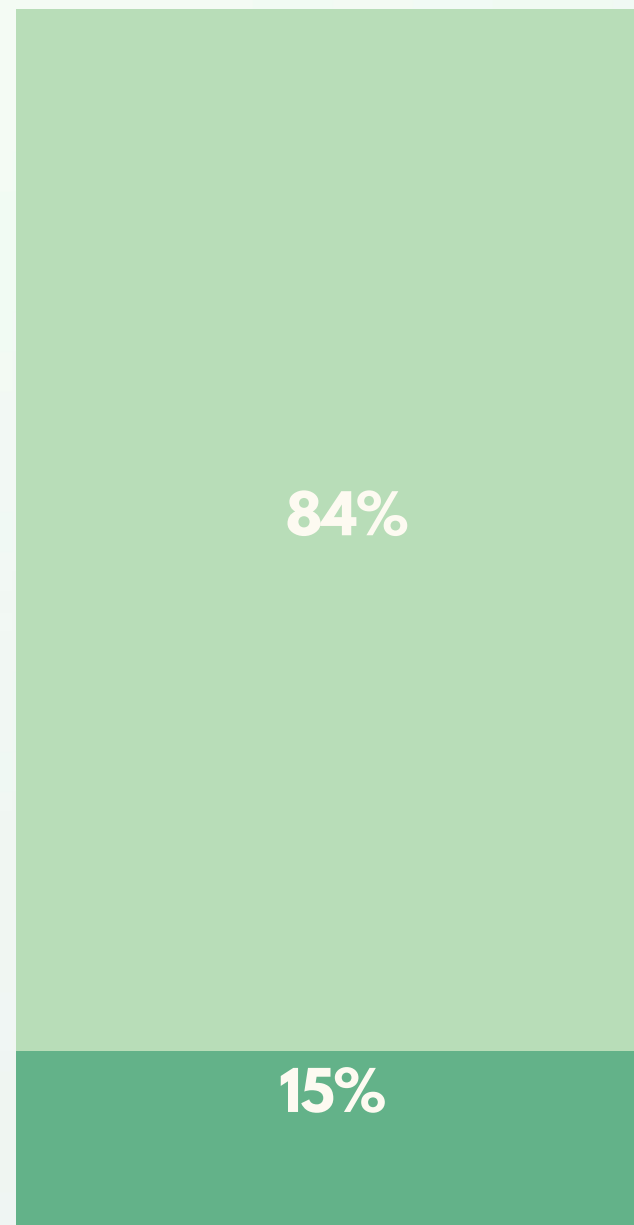
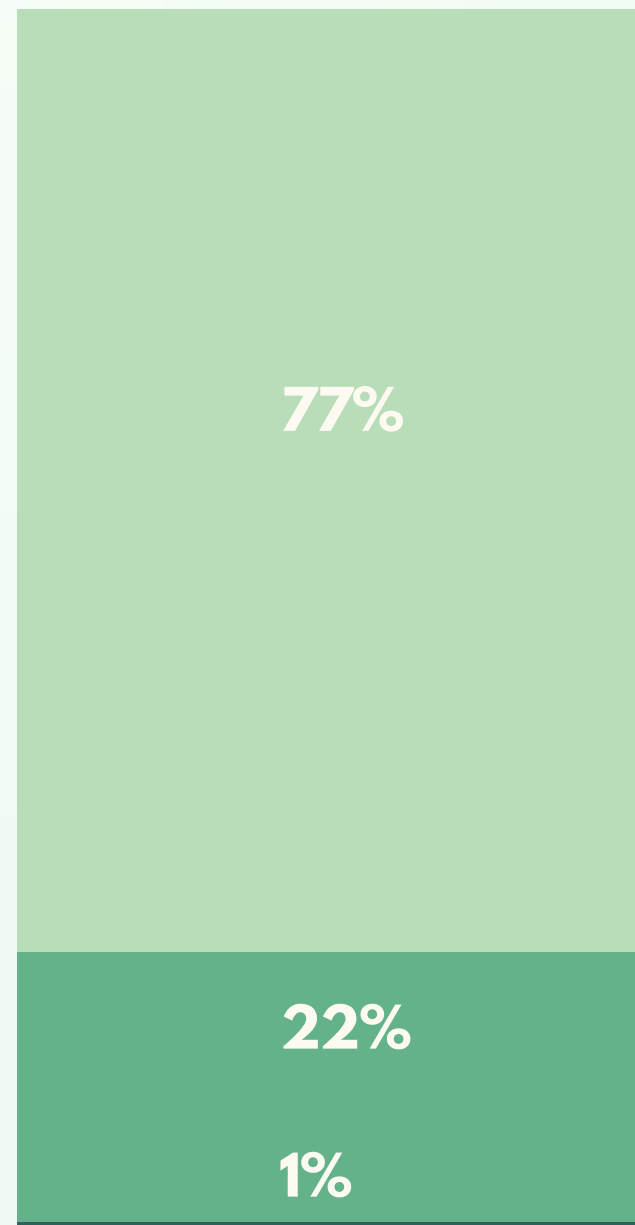
COLUMBIA-SHUSWAP, REGIONAL DISTRICT

7,234


BRITISH COLUMBIA

645,997

TOTAL NUMBER OF BUSINESSES



MICRO BUSINESSES (0-4 EMPLOYEES)



SMALL BUSINESSES (5-99 EMPLOYEES)



MEDIUM-SIZED BUSINESSES (100-499 EMPLOYEES)



LARGE BUSINESSES (+500 EMPLOYEES)

TOP GROWING INDUSTRIES (2018-2023)

Similar to its neighbours, Golden saw an increase in the total number of businesses between 2018 and 2023, with some sectors experiencing substantial growth in the number of businesses.



GOLDEN, TOWN

+141
businesses in
total

+59	Real estate and rental and leasing
+24	Retail trade
+18	Accommodation and food services
+17	Health care and social assistance
+15	Construction

COLUMBIA-SHUSWAP, REGIONAL DISTRICT

Real estate and rental and leasing	+334
Health care and social assistance	+123
Professional, scientific and technical services	+102
Construction	+100
Accommodation and food services	+60

+889
businesses in
total

INDUSTRIES IN DECLINE (2018-2023)

Despite strong overall growth, a number of sectors experienced modest declines in active businesses between 2018 and 2023.



GOLDEN, TOWN

+141
businesses in
total

- 11** Administrative and support, waste management and remediation services
- 5** Information and cultural industries
- 4** Transportation and warehousing
- 3** Agriculture, forestry, fishing and hunting
- 2** Mining, quarrying, and oil and gas extraction

Transportation and warehousing **-22**
Finance and insurance **-20**

COLUMBIA-SHUSWAP, REGIONAL DISTRICT

+889
businesses in
total

DEFINITIONS



OTHER RACIALIZED POPULATION

Includes South Asian, Chinese, Filipino, Arab, Latin American, Southeast Asian, West Asian, Korean, Japanese

INDIGENOUS POPULATION

Includes First Nations (North American Indian), Métis and/or Inuk (Inuit), Registered or Treaty Indians, members of a First Nation or Indian band.

NEWCOMERS

Immigrants who obtained landed immigrant or permanent resident status between 2016 and 2021.

PERSONS WITH DISABILITIES

Persons who experienced activity limitations imposed by a condition(s) or by long-term physical and/or mental health problem that has lasted or is expected to last 6 months or more.

FRENCH SPEAKERS

With respect to official languages, persons who can conduct a conversation in French only or in French and English.

DATA SOURCES

Census Profile, 2021 - Canada, Provinces, Territories, Census Divisions and Census Subdivisions

<https://communitydata.ca/data/census-profile-2021>

2021 Census - Statistics Canada

Table 98-10-0022-01 Age (in single years), average age and median age and gender: Canada, provinces and territories, census divisions and census subdivisions

<https://www150.statcan.gc.ca/t1/tbl1/en/tv.action?pid=9810002201>

2021 Census - Statistics Canada.

Age (in single years), average age and median age and gender: Canada, provinces and territories, census divisions and census subdivisions

<https://www150.statcan.gc.ca/t1/tbl1/en/tv.action?pid=9810002201>

2016 Census - Statistics Canada

EO3650 - CSD - Ontario, Part 2 - Occupation - Unit group - National Occupational Classification (NOC) 2021 (821A), Highest certificate, diploma or degree (16), Age (15A), Gender (3) and Labour force status (3) for Census Divisions and Census Subdivisions

<https://communitydata.ca/data/national-occupational-classification-noc-2021-821a-highest-certificate-diploma-or-degree-16>

2021 Census - Statistics Canada

EO3650 - CSD - Alberta, Part 2 - Occupation - Unit group - National Occupational Classification (NOC) 2021 (821A), Highest certificate, diploma or degree (16), Age (15A), Gender (3) and Labour force status (3) for Census Divisions and Census Subdivisions

<https://communitydata.ca/data/national-occupational-classification-noc-2021-821a-highest-certificate-diploma-or-degree-16>

2021 Census - Statistics Canada

DATA SOURCES

EO3650 - CSD - British Columbia, Part 3 - Occupation - Unit group - National Occupational Classification (NOC) 2021 (821A), Highest certificate, diploma or degree (16), Age (15A), Gender (3) and Labour force status (3) for Census Divisions and Census Subdivisions

<https://communitydata.ca/data/national-occupational-classification-noc-2021-821a-highest-certificate-diploma-or-degree-16>

2021 Census - Statistics Canada

Target group profile of the population by age groups

<https://communitydata.ca/data/target-group-profile-population-age-groups-census-2021>

2021 Census - Statistics Canada

Target group profile of the Indigenous identity population

<https://communitydata.ca/data/target-group-profile-indigenous-identity-population-census-2021>

2021 Census - Statistics Canada

Target group profile of the population by immigration and citizenship status

<https://communitydata.ca/data/target-group-profile-population-immigration-and-citizenship-status-census-2021>

2021 Census - Statistics Canada

Target group profile of the visible minority population

<https://communitydata.ca/data/target-group-profile-visible-minority-population-census-2021>

2021 Census - Statistics Canada

Target Group Profile of Knowledge of official languages

<https://communitydata.ca/data/target-group-profile-population-knowledge-official-languages-census-2021>

2021 Census - Statistics Canada

DATA SOURCES

Target group profile of the population by religion, Census, 2021

<https://communitydata.ca/data/target-group-profile-population-religion-census-2021>

2021 Census - Statistics Canada

Target group profile of population with activity limitations, Census, 2021

<https://communitydata.ca/data/target-group-profile-population-activity-limitations-census-2021>

2021 Census - Statistics Canada

Table 17-10-0140-01 Components of population change by census division, 2016 boundaries

<https://www150.statcan.gc.ca/t1/tbl1/en/tv.action?pid=1710014001>

Statistics Canada Centre for Demography

June 2018 Canadian business counts, establishment and location counts, employment size and North American Industry Classification System (NAICS)

<https://communitydata.ca/data/canadian-business-counts-establishment-and-location-counts-employment-size-and-north-8>

Business Register, Statistics Canada

June 2023 Canadian business counts, establishment and location counts, employment size and North American Industry Classification System (NAICS)

<https://communitydata.ca/data/canadian-business-counts-establishment-and-location-counts-employment-size-and-north-15>

Business Register, Statistics Canada